



Message from Mrs How and Mrs Daniels:

Our Friday morning assembly is an opportunity for children to share their learning with the whole school and be proud of something that they have achieved during the week. Our merit certificates always cover a range of different subjects and skills and demonstrate the wide variety of experiences that the children take part in over the course of a week. Many of our certificates this week focussed on Science – children in Year 1 have been thinking about waterproofing, Year 6 were exploring microbes and Year 5 had a fantastic afternoon on Thursday when they were lucky enough to have a visitor from the Space Agency who was able to bring in a range of equipment.

The class were asked to imagine what it would be like to travel into space. Asteroid belts and the race to get satellites into space were just some of the questions discussed. The children were encouraged to think about careers in STEM and inspired to consider careers as scientists and astronauts.

Our newly formed Debating Club took place at lunchtime on Friday where the subject discussed involved the benefits and drawbacks to a three day weekend. The children had some wide ranging views and we look forward to hearing all about some of the subjects under discussion in future weeks. Many thanks to our parent volunteer who has been leading this.

As the very cold temperatures continue, please ensure your child comes to school appropriately dressed as we are going outside at playtimes and lunchtimes and in PE lessons. In addition to coats, hats, scarves and gloves, extra layers under school uniform are a good idea. We have had a few enquires about footwear. Boots can be worn in school if they are black if at all possible and flat. Classrooms are warm but temperatures do fluctuate every time we open a door so layers are the answer.

You will have seen from this morning's parentmail that we currently have a number of cases of sickness in school. We sincerely hope that everyone feels much better over the course of the weekend and we look forward to seeing everyone back in school on Monday.

Have a lovely weekend.

Regular articles

Diary Dates	2
Noticeboard	3
Starlings (Reception)	6
Robins (Year 1)	8
Owls (Year 2)	10
Peacocks (Year 3)	11
Swifts (Year 4)	14
Hérons (Year 5)	15
Puffins (Year 6)	16

Assemblies & Collective Worship	9
Community News	21

Special features

Clarinet & Flute lessons in school	18
--	----

Steeple Morden C of E Primary School

7 Hay Street
Steeple Morden
Royston
Hertfordshire
SG8 0PD

Phone: 01763 852474
E-mail: office@steeplemorden.cambs.sch.uk
Website: www.steeplemorden.cambs.sch.uk

"Excellence is not a skill, it's an attitude."


Ralph Marston

School Meal Charges Spring 2024

Daily:	£2.40
Weekly:	£12.00
1st half term	£76.80
2nd half term	£57.60
Whole term	£134.40

Please make payment for school lunches via Parentmail **in advance of meals taken.**

We are now a 'cashless' school and will no longer accept cash or cheques.



February

5th-9th	Childrens Mental Health Awareness Week
6th	Peak District Meeting for Year 6 parents 3.30pm
8th	Grafham Meeting for Year 5 parents 2.30pm
9th	Dress To Express Day
13th	Parent Consultations 3.30pm - 6.00pm
15th	Parent Consultations 3.30pm - 7.00pm
19th-23rd	Half Term

March

6th-8th	Year 5 to Grafham Water
11th-15th	Year 6 to Derbyshire
18th-22nd	Perfect Parking Week
19th	Year 5/6 Netball Tournament at Bassingbourn Primary School

Absence Reporting

If your child is absent please advise us on 01763 852474 (Option 1) and leave a message on the absence line or email office@steeplemorden.cambs.sch.uk

Please don't message via Parentmail as we don't use this aspect of the system and so this won't be seen.

Term Dates 2023 - 2024

Autumn term begins	Tuesday 5th September 2023
Autumn half term	Monday 23rd - Friday 27th October 2023
Autumn term ends	Wednesday 20th December 2023
<i>INSET Days</i> (pupils not in school)	<i>Friday 1st September</i> <i>Monday 4th September</i>
Spring term begins	Thursday 4th January 2024
Spring half term	Monday 19th - Friday 23rd February 2024
Spring term ends	Thursday 28th March 2024
Summer term begins	Tuesday 16th April 2024
Early May Bank Holiday	Monday 6th May 2024
Summer half term	Monday 27th - Friday 31st May 2024
Summer term ends	Friday 19th July 2024
<i>INSET Days</i> (pupils not in school)	<i>Monday 15th April</i> <i>Monday 3rd June</i> <i>Monday 22nd July</i>

Notice Board

School uniform

Please, please ensure that your child's belongings (uniform, bags, water bottle etc) are all labelled with your child's name. We have a number of jumpers and other items which have been misplaced by their owners which we can't return as they don't have the child's name inside, or have the name of a 'previous owner'.

Playground

Parents are asked to ensure that their children, whether those who attend school or younger siblings, do not play in the gazebo or on the play structure at school pick up time. This is to ensure everyone's safety and prevent any damage to these valuable structures. Please ensure that once on the school premises, bikes and scooters are walked, not ridden.

Home Time Arrangements

Please ensure that you advise the office by email on office@steeplemorden.cambs.sch.uk by **12 noon** if your child's home time arrangement will be different from usual.

Please also remember that if your child is being collected with another child to let us know; we've had a number of occasions when the office has had to make a last-minute phone call at the end of the day.

Notice Board

Illness in School

If your child is absent from school, you must notify school by 9.30am of the reason for absence. If we haven't heard from you, we are obliged to investigate your child's absence.

Condition	Absent for
Chickenpox	Five days from the onset of rash and all the lesions have crusted over
Impetigo	Until lesions are crusted/healed or 48 hours after starting antibiotic treatment
Measles	4 days from onset of rash and once# recovered
Scarlet Fever	Exclude until 24 hours of appropriate antibiotic treatment completed
*Sickness and/or diarrhoea	Until 48 hours after last episode of sickness/diarrhoea
Conjunctivitis	None
**Headlice	None
Mumps	5 days after onset of swelling
Tonsillitis	None

Please see (left) a basic summary showing recommended times for children to be away from school when suffering from childhood diseases. A comprehensive list is available at https://www.publichealth.hscni.net/sites/default/files/Guidance_on_infection_control_in%20schools_poster.pdf

* For sickness and/or diarrhea it is essential to keep your child away from school **until 48 hours after the last episode of diarrhoea/vomiting**. These sorts of bugs can be transmitted very easily, particularly in school settings. We do encourage lots of hand-washing in school and would ask you to follow this at home, as well. Please remember if your child is unwell they will be much more comfortable at home with a parent or carer who can look after them much more closely than we can in school.

**For advice on dealing with headlice please see <https://www.nhs.uk/conditions/head-lice-and-nits/>



Message from South Cambs District Council

Parking enforcement changes – please think about where you park

From 1 February anyone parking on restrictions such as double yellow lines or zig zag lines near the school are far more likely to receive a parking ticket than before.

Cambridgeshire County Council was given Civil Parking Enforcement powers by the Government late last year and are doing a final push with South Cambridgeshire District Council to remind people of the change before tickets, with fines attached, begin to be issued by Civil Parking Enforcement Officers.

The safety of pupils and everyone in and around the school is really important and inconsiderate parking can make it more dangerous for people. Please use this change as an additional reminder to think about where you park.

In the past only the Police could issue tickets for illegal parking, but the changes mean it is now a civil matter and Council Civil Parking Enforcement Officers can issue the tickets for some matters.

For more details about Civil Parking Enforcement please visit Cambridgeshire County Council's [Civil Parking Enforcement page](#) of its website.

News from Starling Class (Reception)

What a busy week it has been in Reception Class.

In Phonics the children had a review of their Phase 3 learning this week whilst also learning the new digraphs **ar, ur, oo, or**.

<u>Grapheme/ Phoneme</u>	<u>Mnemonic</u>
ar	a far star
ur	turn in the surf
oo	scoop with a spoon
or	order some popcorn

The children have been continuing to work on their long ladder letter family this week (j, y). When we talk about the letters during the handwriting sessions, we use the letter names e.g. t= tee. An information sheet has been sent home for you all so you can see how we teach the children how to form these letters so you can support at home with this too.

This week in Maths the children have been counting all the way to 9 and 10, meeting two more numberblocks!

We continued our 'word collecting' work this week with the following words below to build on our ambitious vocabulary.


<u>Word</u>	<u>Meaning</u>
disturbance	an interruption of a peaceful situation
devotee	a person who is very interested in, and enthusiastic about someone.
confident	being certain of your abilities or qualities
gusto	enjoyment and enthusiasm in doing something

Our work in Science has centred on Dinosaurs – learning names, what they eat, describing how we know dinosaurs exist and explaining why they no longer exist.

In our PE session we enjoyed another session of Balanceability, practising our starting and stopping.

We also worked on our balancing skills in Gymnastics – linking standing star and standing straight shapes.





We have been thinking about similarities and differences in the way different families live their lives. The children are really excited about bringing 'Button' the bear home with them. Please encourage the children to draw a picture or take a photo showing their family and Button involved in everyday activities. We look forward to hearing about his adventures!

Please ensure that Button returns to school so another child can have their turn:-

Take Button home on Friday – return him on Monday
Take Button home on Monday – return on Wednesday
Take Button home on Wednesday – return on Friday

Well done to Red Cherries and Yellow Bananas for a great 'Show and Tell' session. Next week it will be Green Apples.

Mrs Brown and Mrs Keech are really proud of all of the children and how hard they are working in all areas of learning. We have been particularly impressed with what a great knowledge they already have of so many different dinosaur names!

Have a lovely weekend

Mrs Brown and Mrs Keech

News from Robin Class (Year 1)

We had a super session on Monday afternoon, thinking about how we have all changed since we were little. It was fun trying to identify everyone from their baby photos. The children were all proud of their timelines, which are on display in the classroom, and will be transferred to their books in due course. We used language such as 'past', 'x years ago', 'my history', 'before', 'then', 'now' and described how we know we have 'aged' in the time given. We also recognised the fact that the children used to play with 'baby toys' but now play with toys appropriate to their age-group, even though we all have those 'special toys' that we have had all our life.

In Phonics, some of the children have been re-capping the following sounds:

ow	prowl, growl	oi	oil, coin
ear	fear, near	air	hair, fair

Please make sure you find these sounds in your child's sound wallet and help create some words, or make up some words together to sound out and blend together. If you think your child is already confident with these sounds, please look at some of the harder to read and spell words in the words wallet and ensure your child can read them all by sight.

Some children have looked at some new graphemes:

oy (rather than oi)	toy, royal	ir (rather than er/ur)	girl, skirt
ue (saying 'oo')	blue, true	ow (rather than or)	law, paw

The children who have learned these sounds have had them added to their reading book – please add to the sounds wallet you had last term. Do make some real and nonsense words, using all the sounds you have so far, to enable your child to practise decoding and blending using the new sounds. Weekly reading books should reflect the weeks learning, but sometimes only have a couple of words with target sounds in them.

Thank you for continuing to help your child learn to read – they (and we) really appreciate your help.



In English, we have written labels about the toy we brought to school last week, including information on what it is, how we play with it and what material it is made from. It has been lovely to see lots of increased confidence in writing skills, with lots more ambitious independent sounding out happening with many children.

In Maths, it has been great to see understanding about the numbers 10-20 increase, including the willingness and ability to talk about what 'makes' a number. (e.g. 10 and 7 ones = 17, 10 and 4 ones = 14) The children have also developed their ability to switch between numerals, number words and pictorial representations with growing fluency.


We have revised some of our Geography knowledge this week by playing a couple of games on the laptops in the classroom - <http://tinyurl.com/2wcyeakt> and <http://tinyurl.com/mryctu3a> that you might like to try at home!

Have a lovely weekend,

Mrs Bowmer, Mrs Andrews and the Year One Team

Assemblies & Collective Worship

Our theme for this week has been 'friendship', with a focus on how friends treat each other. In Monday's assembly children provided advice such as "they play with you when you are sad", "they help you when you need it" and "they look out for you". We talked about Winnie the Pooh and his friends; a group of characters I am particularly fond of where everyone has their own personality and difficulties yet they all make efforts to include and care for everyone. We thought about how being a friend is the best way to attract and keep friends. In other assemblies the children learned about friends in the Bible, including Jesus' disciples.



News from Owl Class (Year 2)

A message from Mrs Daniels...

It has been another busy week in Year 2 and we have all been so impressed with how the children have tackled all of their learning.

The class have been busily identifying coins and finding different ways of making the same amount of money in their work in Maths – not something that all children will have experience of in the days of contactless payments. This would be a really useful skill to practise at home if you have some coins!

The children are really enjoying their projects all about London and comparing what it might be like to live and work in a city compared to a village like Steeple Morden.

In English the class have been busily working on their information texts and by the end of the week will have produced some fantastic leaflets. The finished pieces of work include titles, sub-headings, an introduction, technical language, paragraphs and labelled pictures – quite a lots of key features to include I think you would agree.



Reminders:

To be brought in daily: Water bottle, Reading log and books, warm coat and appropriate accessories.

Homework folders in on **Thursday** for marking.

Spellings in on **Friday** for test, and new spelling sheets to come home.

If you have any questions about anything please contact us through the office by email:- office@steeplemorden.cambs.sch.uk

Have a lovely weekend,

Miss Blesic and the Year 2 teaching team.



News from Peacock Class (Year 3)

In response to the advert below, and to start our new topic 'Secrets in the Sand', we have developed our understanding of the ancient Egyptian way of life.



We spent time learning how to write in hieroglyphs like the scribes would have done before working for the pharaoh. Unlike the ancient Egyptians, we had a computer to help us. The hieroglyphic code was broken by specialists once the Rosetta Stone was found. The decoding enabled specialists to read all the hieroglyphs that had been carved into buildings, or written onto papyrus and left in tombs ready for the afterlife. Once this discovery was made Egyptologists were able to find out a huge amount about the Egyptians' way of life.

The ancient Egyptians also used hieroglyphs for a number system. They were great mathematicians, using their numbers for games, trading and engineering.


The Nile was hugely important to the Egyptian way of life. It was used for all manner of domestic uses including agriculture, travelling and trading. In addition, it was an essential part in the embalming and mummification process. Consequently, all the important landmarks, towns and settlements were built near the banks of the Nile. Even the annual flooding of the Nile was important to the Egyptians as it spread fertile mud across their farming fields. We know so much about the use of the Nile from the wall paintings that have been found on the inside of tombs. The Egyptians believed the animals, farmers and other workers depicted in the paintings would come to life and help them in their afterlife. This is why the wall paintings are so detailed and provide Egyptologists with so much information. We created our own wall paintings to show the uses of the Nile.



To show Howard Carter we have a geographical understanding of Egypt we produced a map showing all the important cities and landmarks that the ancient Egyptians built. We were all excited about the Valley of the Kings and thought it sounded like a place created in an adventure story. Mrs Seward said it had been used as the setting for many made up stories, but promised us it is a real place.

We had a go at learning some archaeological excavation skills by unearthing relics from the sand. It is important to work carefully, slowly and gently so that ancient artefacts are not damaged. Once we had unearthed an ancient artefact, we had to do some research to identify it and find out what clues it gave us about ancient Egyptian life.

The main food at every meal was bread, as in fact it was throughout Egypt. The Ancient Egyptians, both rich and poor, ate so much bread that the people who lived in the lands around Egypt called them "bread eaters". To make the bread the grain had to be ground between two stones, inevitably some of the stone, along with sand, ended up in the flour. X-rays of mummies show that the ancient Egyptians' teeth were often worn down by the sand and stone pieces that ended up in the bread. We had a go at making some Egyptian style bread & to taste the bread we added honey. The Egyptians used a lot of honey to sweeten their food, they also used honey to preserve things. Pets, often cats, were taken into tombs preserved in honey (we checked our jar of honey carefully before spreading it on to our bread).





Up coming events

Next dress up day, (date to be confirmed) children will be invited to dress as an archaeologist, Ancient Egyptian or Howard Carter.

Weekly home activities

Reading, please aim for at least 4x weekly, noting what has been read in reading diaries. Books and diary must be in school daily please.

Mathletics and Spelling Frame, logins for both are in reading diaries

Tackling tables practice.

Reminders

Please name all clothing

Send books and diary into school each day.

Full PE kits needed in school everyday

From Mrs Seward and the Year Three team

News from Swift Class (Year 4)

This week we have continued to explore the world of fantasy writing focusing on how authors build worlds through vivid descriptions. One way to help us achieve this is by being selective in choosing our adjectives and not just picking the first one that pops into our head. We have been building banks of vocabulary through wider reading and discussion. Playing with language and being ambitious with our vocabulary is important and a child first needs to be able to using words in their speech before they can write them. Do you have a favourite word? Can you share this with your child and help them use it in their language to set it in context? Mine is 'discombobulated' which we are trying to use in class whenever the chance arises!

In our maths lessons, we are looking at factor pairs and this helps us to divide things into equal pieces. Relating multiplication with division helps to develop security in understanding mathematical concepts. Children are also using factor pairs to write equivalent calculations. For example, as 3 and 4 are a factor pair of 12, this means that 5×12 is equivalent to $5 \times 3 \times 4$ or $5 \times 4 \times 3$.

The class have enjoyed putting their fine motor skills to good use to make the final changes to their design and technology work. They have worked hard to develop their stitching; some choosing running stitch, back-stitch or blanket stitch. Some have learnt how to sew a button – an important life skill!

There has been a change to the timetable from next week. To allow us to use the hall for gym lessons, we will now be doing PE on Thursday afternoon so please can children remember to bring their PE kit in for this day. We have spent some time in class explaining how "My Mum/Dad forgot my PE kit." is less of an excuse now as the children get older and how taking more responsibility for their own organisation is a good thing. It could be said some were initially, possibly, *discombobulated* by this idea. Children shared how some of them are already are placing their PE bag/shoes/coat by the door the night before to help them remember.

From Mr Beavan and the Year 4 Team



News from Heron Class (Year 5)

Another busy week has flown by in Year 5 with a wide variety of learning opportunities. In English, we have continued our work on science fiction texts, looking at their structure and starting to begin planning our own story. In Monday's spelling lesson we looked at the spelling of adverbs of possibility and frequency as these will come in very handy when we write our stories next week.

Adverbs of Possibility	Adverbs of Frequency
certainly definitely possibly perhaps probably	frequently often occasionally rarely always

In Maths, we have finished with fractions for now and have moved onto a new topic – multiplication and division. We have started by multiplying up to a 4-digit number by a 1-digit number and also looking at the grid method as one possible way of multiplying by a 2-digit number. As always, we have been encouraging the use of practical equipment to support this learning before moving onto being able to make these calculations in the abstract.

In Italian, we have been learning how to let people know our name and also the names of other members of our families.

In RE, we looked at the story of Moses and thought about how he must have felt when God appeared to him at the burning bush and asked him to return to Egypt to free his people. We were able to come up with a wide range of adjectives to describe what we imagined his emotions to be at that point.



We spent some time discussing our Spring Term 'optional homework' activities which the children brought home a copy of on Wednesday. (You will also have received this document via parentmail last week.) We are looking forward to seeing lots of inventive ways of exploring one of our four themes. We will make time later in the term for the children to present these to the class.

With thanks for your continued support,



News from Puffin Class (Year 6)

In English we are continuing to look at non-chronological reports. We researched about the Titanic and put all our research onto the working wall to share. We looked at how we can split our work up into paragraphs and have now planned the structure of our reports. Next week, we will continue to examine the features of the genre.

This week, in Maths, we have started to look at measurements and the relationships between various measures in length, weight and capacity. We have been converting between metric and imperial units, as well, and will continue to do this over the next few lessons. Place value is important here and a reminder about multiplying and dividing numbers and decimals by 10, 100, 1000 and more would be beneficial to the children.

In PE this term, we will be working on two units linked to football. On a Wednesday, this half term, the class will be participating in a football scheme of work where we look at passing, control and dribbling in particular. On a Monday, the class are working on a dance unit based on football. They will be thinking about different aspects of a football match – pre-match, the game itself and post-match, as well as looking at the different groups of people who might be at a football match – players, officials, ground staff, supporters, the press and so on. They will then be encouraged to think about putting these aspects into a dance sequence, focussing on level and symmetry in particular.

As you should have seen from the homework that your child brought home on Friday, it is different from the homework set in the Autumn Term. With the SATs exams approaching fast we will be working on more SATs type questions in school and at home. With the two books that your child brought home (the Maths and SPAG books) please make sure that he/she completes the tasks set. They both state that they should take about 10 minutes to work through, however please do not be too strict with this initially. The more they do this the quicker they will become, so that by about March onwards they should be able to complete the task within the allotted time period. When your child has completed the task please could you go over the answers with them. This will aid what we are doing in school this term and at the beginning of the following term. Homework should be completed by Thursday 25th January.

You should have received a parentmail about a meeting scheduled to take place on 6th February at 3.30pm about the upcoming residential trip to the Peak District in March.



Please could you confirm if you are able to attend or not. Thank you.



The photos are of some of the completed trenches that we made using shoe boxes.

Thank you for your continued support

Mr Baker and the Year 6 Team



We have a school clarinet and flute we would like to lend to a child if they would like to be taught how to play these in school

The benefits of learning an instrument as a child are huge!

In school, we have a free school clarinet and flute and spaces for a specialist music teacher from Hertfordshire Music who can teach these to your child in the school day. If you and your child are interested, you can sign up here:

<https://ukhertfordshire.speedadmin.dk/registration#/>



There are 3 types of instrumental lesson available:

Individual lessons £14.70

Shared lessons £11.03

Small group lessons £7.25

There are children in school who are currently learning some of the woodwind instruments; saxophone, flute and clarinet. As well as these instruments the oboe, fife and recorder are also available although you would need to purchase these or hire them. Further details can be found here:

<https://www.hertsmusicservice.org.uk/music-lessons-in-hertfordshire/music-lessons.aspx>

Learning an instrument at a young age forms a productive hobby that you can return to throughout your lifetime. It also cures boredom, develops discipline, serves as relaxing downtime, forms physical benefits, aids academic learning, improves listening, trains memory, boosts social skills, forms confidence. If you would like any further information please speak with Mrs Bowmer.

PARISH PANTRY

Local Food Bank



We will be opening a village foodbank in St Peter & St Paul Church from Monday 18th July

There will be Plastic boxes left in the porch of the church for people to leave their donations in or take required items.

This is open and available to all that need it, whether you don't want to waste petrol to go and buy a bag of sugar, you need a full meal to feed your self, your children, or you have no transport to get to the shops.

If you are in a position to donate items required are:

Tinned Meat, Pies, Veg, Potatoes & Fruit
Cereals
UHT Milk
Sugar
Flour
Pasta
Pasta sauces
Mug shots
Pot noodles
Individual wrapped cakes

Location:
St Peter & St Paul Church
Steeple Morden
SG8 0NJ



For more info:
Sam Carroll
07494 588663
sdcarroll849@gmail.com

GIVE WHEN YOU CAN, TAKE WHEN YOU NEED




Cleaners / Home Helpers needed now in Royston

£11.10 per hour PLUS holiday pay

Work involves cleaning , shopping and other domestic duties such as changing bed linen and laundry. You always see the same regular clients, helping them to stay independent and living in their own home .

- | We're really flexible, work at times to suit your day
- | Extremely satisfying, see the difference you make just doing the cleaning and being a regular friendly face
- | Office support and backup always available whilst you work .

For more information contact:
recruitsouth@ageukherts.org.uk
 01923 627055

Age UK Hertfordshire, a name you can trust.
 Cleaning and helping at home for 1000's of clients across Hertfordshire


 Café Church is back!
 This friendly café runs every Friday morning 9-11
 during term time in Steeple Morden Church
 Tea, coffee, home-made cake
 Toys and lots of space for little ones
 Do join us after school drop-off



Community News

Events / Adverts / Messages posted on our website Community Page

Smarties Preschool
Litlington Preschool
Bonfitness Pilates
Helen O-Grady Drama Classes
MF Tennis Coaching
Modern Foreign Languages Tuition
Biggleswade Swimming Club
Royston Hockey Club Juniors Section
Mindfulness Relaxation Sessions
NCT Nearly New Sale
Castle Coaching Football and Rugby training sessions
First aid course—for adults, juniors and teens
Bow Books—National Bookshop Day and Bookmark competition

To find out more please go to the Community page on the Website: <https://www.steeplemorden.cambs.sch.uk/community>

“ Rest when you're weary. Refresh and renew yourself, your body, your mind, your spirit. Then get back to work.”

Ralph Marston

Steeple Morden C of E Primary School

7 Hay Street
Steeple Morden
Royston
Hertfordshire
SG8 0PD

Phone: 01763 852474
E-mail: office@steeplemorden.cambs.sch.uk
Website: www.steeplemorden.cambs.sch.uk

